











TITLE:
**100yr 120min ARI Event
 Scenario 1
 Water Level Change**

GURE:
Fig B6

REV:
A

Water Level Change (m)	
	-1.167 - -0.1
	-0.1 - -0.05
	-0.05 - -0.01
	-0.01 - 0.01
	0.01 - 0.025
	0.025 - 0.05
	0.05 - 0.1
	0.1 - 0.25

